

Iress Licensing Portal Non-Pro Retail User Guide

February 2024

iress.com



Overview	3
Logging in to the CFD Portal	3
Option 1 - Email “Sign In” Button	4
Option 2 - Launch via External Browser	4
Accessing the Iress Licensing Portal for Market Data	5
Submit the Non-Pro Attestation Form	7
Sign the Exchange Agreement(s)	10
Appendices	12
Appendix A. Approval Request Status	12

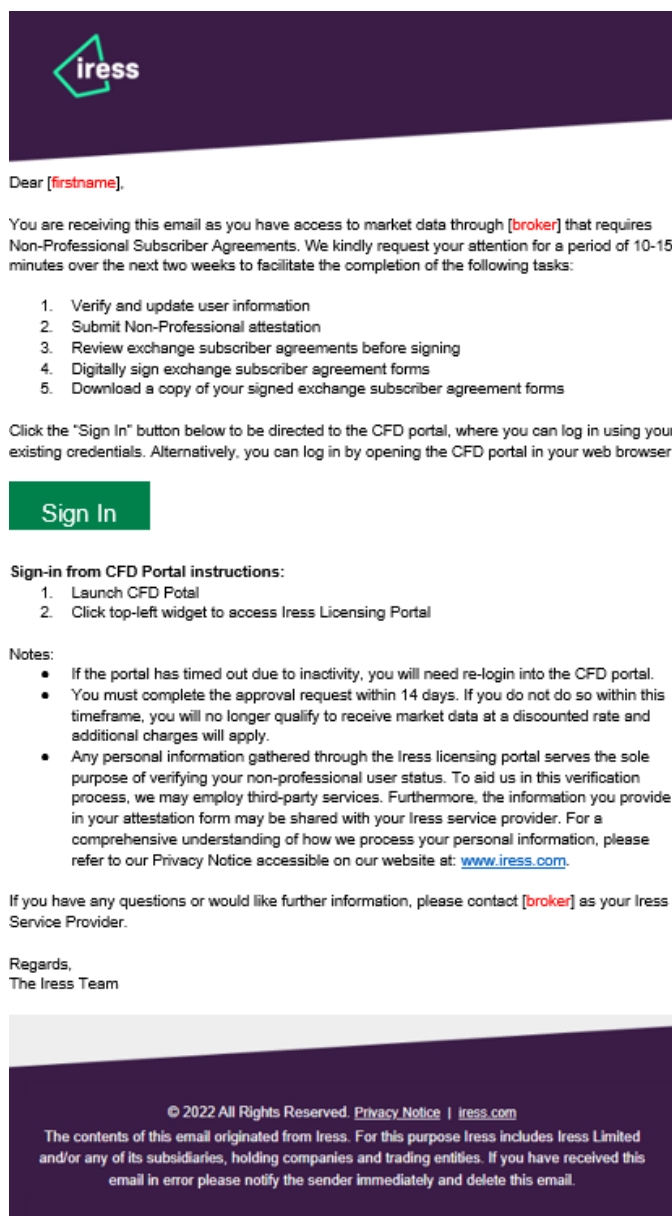
Overview

This document provides instructions and details on how to access the Iress Licensing Portal for Market Data in order to:

- Complete a Non-Professional Attestation
- Digitally sign exchange form agreements

Logging in to the CFD Portal

- You will receive an email from “DoNotReply@licensing.iress.com” advising you to complete your Non-Professional attestation form and to sign your exchange subscriber agreement forms.
- There are two ways to launch the Iress Licensing Portal:
 1. Click on the “Sign In” button via the email notification to log in.
 2. Launch an external browser to access the CFD Portal to log in.



Option 1 - Email “Sign In” Button

- Click the “Sign in” button via the email notification to launch the CFD portal in a browser.
 - **Note:** Please be aware that the licensing portal requires the use of cookies and will not launch successfully when using incognito or private browsing modes.
- Use existing CFD Portal credentials to log in.



Login to CFD Portal

Username*

Password*

Login

[Can't log in?](#)

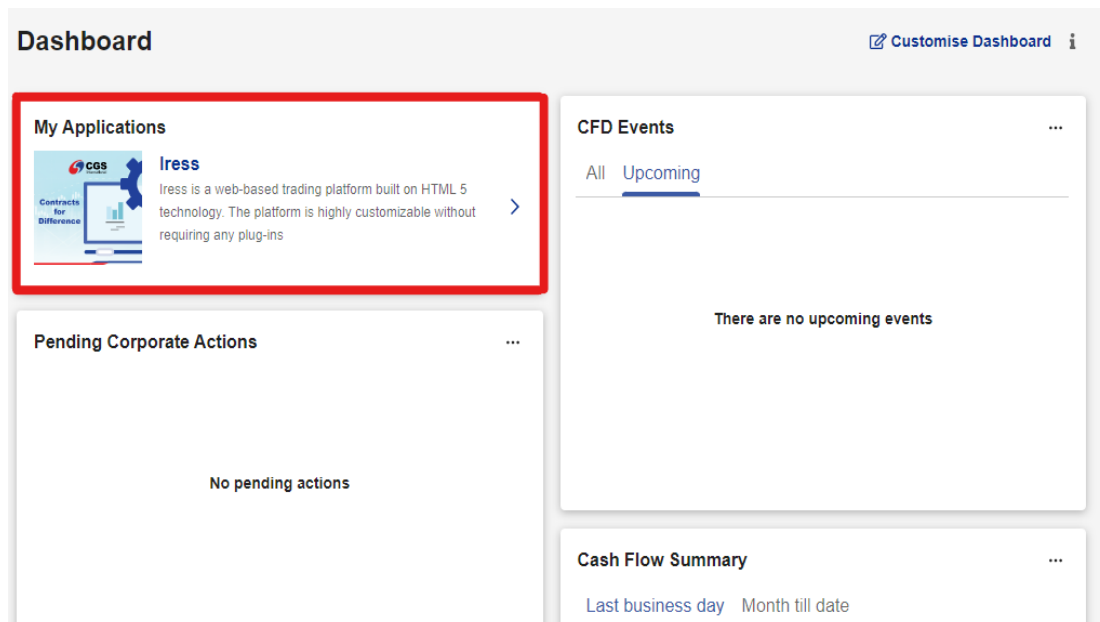
[Change password](#)

Option 2 - Launch via an External Browser

- Launch an external browser and access CFD Portal (as above).
- Use your existing CFD Portal credentials to sign in.

Accessing the Iress Licensing Portal for Market Data

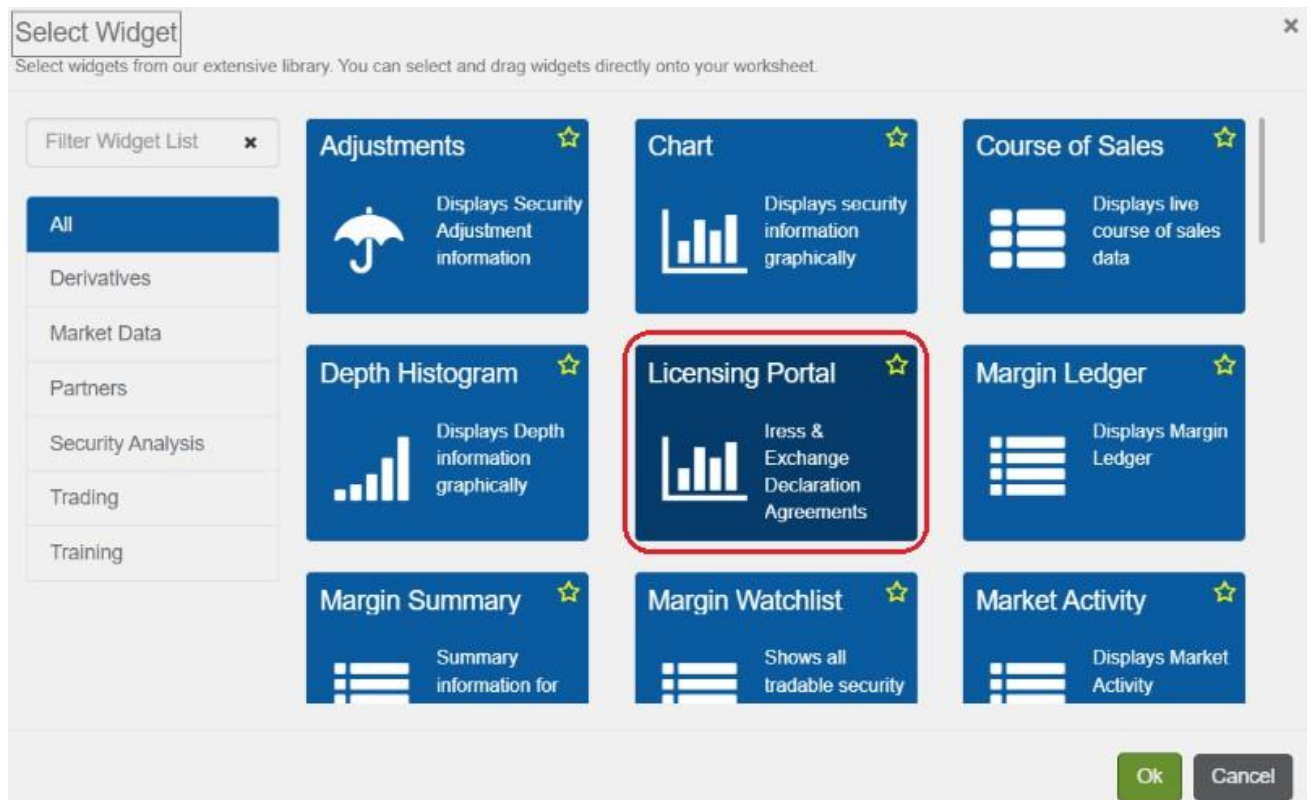
- Upon logging in, you will arrive at the Portal's home page.
- Via the Portal Dashboard, click on the “Iress” application located at the top left to access the CFD Trading Platform.



- In the CFD Trading Platform, at the top right corner, simply click the “+” sign to add a widget.



- Upon clicking on the “+” sign, please select this Widget to access the User Attestation page.



- You will be automatically redirected, and you can commence your attestations by clicking on **Approval Request**.
 - **Note:** You will NOT be required to log in again.
 - **Note:** Please note that during the process, an extended period of inactivity may lead to the licensing portal timing out and returning you to the Home Screen.
 - If this occurs, you can resolve it by clicking the “X” in the top-right menu to remove the widget. Then, simply re-add it, and you can continue from where you last saved.
 - It is strongly advised to save your progress before taking any breaks.

Approval Requests:
Non-Professional User Attestation

Please click on the "Data-Approval" link to enter your approval request. If you have any questions or require help, please contact your Iress service provider.

Please allocate 10-15 minutes to allow the completion of the following tasks:

1. Verify and update user information
2. Submit Non-Professional attestation
3. Review exchange subscriber agreements before signing
4. Digitally sign exchange subscriber agreement forms
5. Download a copy of your signed exchange subscriber agreement forms

Approval Request	Status	Provider	Subscriber	Created Date	Modified Date
DATAAPPROVAL10596	PENDING SUBMISSION	IRESS Ltd	DataBP ProdTestAU	25 Aug 2023	6 Sep 2023

Showing 1 to 1 of 1 rows | 10 rows per page

© Iress 2022. All rights reserved | Terms of Usage | Privacy Statement

Powered by **dataBP**

ViewPoint

Submit the Non-Professional Attestation Form

- Click **Start** to begin the attestation workflow.

Approvals & Requests / Request DATAAPPROVAL10607
DATAAPPROVAL10607

PENDING SUBMISSION PENDING SIGNATURE UNDER REVIEW COMPLETE

APPROVAL NUMBER
DATAAPPROVAL10607

REQUESTED
7 Sep 2023

MODIFIED

Provider: IRESS Ltd

Subscriber: DataBP ProdTestAU

DP

Current Task
Online Non-Professional user attestation form

Start

- Scroll down to and click **Continue**.

Approval Requests / Approval Request Details / Task
Online Non-Professional user attestation form

SAVE & EXIT SUBMIT

1 Subscriber Info 2 Attestation 3 Review

What happens if you do not meet your duty?
Iress reserves the right to investigate the information you have provided on your attestation form to verify you are a non professional subscriber. During the verification process, your information may be passed on to a third party verification service as well as your Iress Service Provider. If you do not meet your legal duty or fail to qualify, your attestation form may be rejected and Professional subscriber fees will apply. We will explain our reasons and what you can do if you disagree.

Need more help?
If you need additional assistance, you can contact your Iress Service Provider at any time.

Privacy Notice
Any personal information that you provide when completing this attestation will be processed by Iress in accordance with our Privacy Notice available on www.iress.com

CONTINUE

- Input the **necessary** personal information.
 - Mandatory fields are determined by the unique exchange requirements, such as home addresses and employment information, as required by some exchanges. The data entered here will be used to pre-fill the fields in the exchange agreement forms that you'll be presented for signing.

Personal Information

Please complete all required fields and ensure your details are correct.

Legal First Name*

DataBP

Legal Last Name*

ProdTestAU

Email Address

marketdata.admin@iress.com

Phone Number

Address 1*

127 Smith St

Address 2

City*

Melbourne

Country*

Australia

State/Province

Select

Post/Zip Code

3000

Employment Data

Please keep each response under 150 characters

Are you retired, unemployed or self employed? (selecting yes will clear your responses below)*

☐ No ☒ Yes

Retired

- Click **Save & Continue**
- Proceed with filling out the Non-Professional attestation form.
 - The toggle should be set to 'True' as the default setting.
 - Tick all the checkboxes



[Approval Requests](#) / [Approval Request Details](#) / [Task](#)

Online Non-Professional user attestation form

SAVE & EXIT

SUBMIT



Subscriber Info



Attestation



Review

Non-Professional Attestation

References to:

"You", "Your" "I" "my" are each references to the person accessing the Data, the individual who is authorised to make this declaration. "Your details" are Your Name, Your usage of the relevant Data and this Declaration.

You wish to access data which Iress has sourced from various third party data providers ("Data"). The Data will be delivered to You pursuant to the terms of an arrangement with Your broker/intermediary and Iress. In order for You to receive this Data at a discounted royalty rate based upon Your private/non-professional investor usage (which You shall pay to Your broker/intermediary), You must declare that the following statements are true and correct in each case for any Data which You may receive from time to time.

You accept that Iress may be required to share Your details and a copy of this declaration, or confirmation of the fact that You have provided this declaration, with the relevant Data providers.

True ☒ False

Natural person: I am a natural person (i.e. not a company or other form of legal entity) and I am subscribing (i.e. registering and paying for the Data via my broker/ intermediary) in an individual/personal capacity.

True ☒ False

Subscribing on own behalf: I am not subscribing as a principal, officer, partner, employee or agent, neither of any business, entity or on behalf of any individual (except a legal entity in which I have full ownership and control).

- Review and click **Submit**

Sign the Exchange Agreement(s)

This can only be done once the Non Professional attestation has been submitted. The list of forms presented for signing are based on your market data entitlements, and dictated by exchange regulation.

- Click on **Sign Agreement** (either button)

Approvals & Requests / Request DATAAPPROVAL10607
DATAAPPROVAL10607

PENDING SUBMISSION PENDING SIGNATURE UNDER REVIEW COMPLETE

APPROVAL NUMBER
DATAAPPROVAL10607

REQUESTED
7 Sep 2023

MODIFIED

Provider: IRESS Ltd

Subscriber: DataBP ProdTestAU

DP

Ready to Sign

Please review the documents available in the Agreements section below. When you are ready to sign, click either Sign Agreement button.

Sign Agreement

Tasks
Attestation form required to complete exchange subscriber agreement(s).

Previous Tasks

Online Non-Professional user attestation form COMPLETED 7 SEP 2023 VIEW

Need to make changes?
Click Edit if you wish to update your Attestation, please remember to re-complete the attestation workflow EDIT

Agreements
Agreements related to this attestation request. Expand to view or download a PDF copy. **Sign Agreement**



- Select **Sign electronically**
- Enter full name (should match full name in displayed in the Personal Information section)
- Tick the checkbox
- Click **Confirm**

Note: Clicking 'Close' will simply close the window without signing the exchange agreements. To proceed, you will need to click '**Sign Agreements**' again, follow the previous steps, and then click '**Confirm**' to complete the workflow.


Sign Agreement

Review Agreements

Please review the below agreements and make sure your information is correct before signing. If you need to make any changes, click Close and go to the Tasks section to edit your attestation details.

Name	Download
> UTP Plan Subscriber Agreement (v1.0)	
> NYSE Exhibit B Agreement for Market Data Display Services (v1.0)	

Sign Agreements

 Sign electronically

Please review all agreements in their entirety before signing

Signer's Full Legal Name*

☒ I acknowledge that I have read all agreements and I affirm that all the answers I have provided are truthful

CLOSE
CONFIRM

This marks the conclusion of the Non-Professional attestation workflow. You have the option to view or download a copy of the documents, close the browser window, or click your name to sign out if you logged in via the browser.

You will receive an email notification confirming your approval. Please be aware that after Iress validation, you may be reclassified as a Professional user, in which case you and your broker will be notified accordingly. Should you wish to dispute this determination, please contact your broker administrator to investigate this.

Appendices

Appendix A. Approval Request Status

Status	Definition
Pending Submission	The Non-Professional attestation form has not been submitted.
Pending Signature	The Non-Professional attestation form has been submitted but the exchange subscriber agreements have not been signed.
Under Review	The user submitted the Non-Professional attestation but did not tick all the checkboxes or set one of the toggle questions to false. Broker administrators will need to contact Iress to rectify.
Professional User Confirmed	The user has been deemed as a Professional user after validation checks and does not qualify for Non Pro data. The user will not receive any further Non Pro attestations to complete.
Complete	The Non-Professional attestation form has been submitted and the exchange subscriber agreement forms have been signed.